


# OFFICIAL SPECTATOR GUIDE

# BLIND FOOTBALL



**EIFFEL TOWER  
STADIUM**

DUVRONS GRAND  
AND LES JEUX OUL  
N GAMES WIDE O  
WIDE OPEN GAM  
DUVRONS GRAND  
AND LES JEUX OUL  
N GAMES WIDE O  
WIDE OPEN GAM  
DUVRONS GRAND  
AND LES JEUX OUL  
N GAMES WIDE O



# EXPERIENCE THE EXCEPTIONAL!



## WELCOME TO THE PARIS 2024 PARALYMPIC GAMES!






It's almost time to share the emotion of the Games first-hand from the stands, alongside your friends and family: a once-in-a-lifetime experience.

Get ready for exhilarating performances from the world's greatest athletes and discover exceptional competition venues at the heart of France's cultural and sporting heritage.

**This guide contains all the important information you need to get the most out of your Paris 2024 Paralympic experience.** And to make it even more memorable, we've added some handy tips.

On your marks, get set... go!


## INSIDE YOUR GUIDE...

-  **Blind football: key information** →
-  **Retrieve your tickets** →
-  **Getting to the competition venue** →
-  **Services available on site** →
-  **Spectator checklist** →

The information contained within this guide (hereinafter the "Guide") is provided for educational or information purposes only. It should under no circumstances be considered as contractually binding between Paris 2024 and users of the Guide. Paris 2024 is thereby free to amend and/or update any elements, information, maps and times contained in this guide without prior notice. Paris 2024 may notify all users of these changes where necessary and insofar as possible.



# BLIND FOOTBALL: KEY INFORMATION



## THE EVENT IN A NUTSHELL

Blind football is a team sport for athletes with a vision impairment, played with an audible ball.

Blind football matches consist of two 15-minute halves (clock stopped) played by four players and a goalkeeper on a pitch equivalent to a handball court. The goalkeeper is sighted and helps guide their players in the defensive zone.

## SPECTATOR CODE OF CONDUCT

- ✓ Keep silent during the action so that players can hear the ball and information from guides and partners.
- ✓ In the free circulation areas of the site, I respect the spaces reserved for people with disabilities.
- ✓ I am respectful of the venue and the environment. I use the designated paths and throw any litter in the waste containers provided.
- ✓ I behave in a civil and exemplary manner. Violence, racist, discriminatory, sexist, anti-LGBT+, and offensive remarks or behaviour have no place at the Games.

## PARIS 2024: KEY FIGURES

**8** men's teams, 64 athletes and 16 competition partner (goalkeeper)

**1** gold medal awarded

## SESSION SCHEDULE



From **Sunday 1 September**  
to **Saturday 7 September**



**9 sessions**  
1 with medals



Find the full schedule and results on the Official Application Paris 2024!

Download the app →

All the sessions are available with audio description on the **Paris 2024 Official Application**. Bring your earphones!



For all the sessions, tablets will be available for the visually impaired to follow the ball position live. Find out more [here](#).

**RULES, FUN FACTS, QUIZ... BECOME UNBEATABLE AT BLIND FOOTBALL**  
AND OTHER PARALYMPIC AND PARALYMPIC DISCIPLINES THANKS TO THE "COACH SPORT"

Coach Sport →

Also available on the Paris 2024 Official Application



## EIFFEL TOWER STADIUM

Spectators:  
**11 800**

Inauguration:  
**2024**

At the foot of the **Eiffel Tower**, this stadium offers spectators and athletes alike a magical setting.

## A BIT OF HISTORY

Blind football officially joined the Paralympic programme for the **Athens 2004 Games**.

At every Games since, players have wowed spectators and TV viewers the world over with their speed and exceptional spatial awareness.



Get kitted out

at the Paris 2024 official e-store!

Go →





# RETRIEVE YOUR TICKETS



## PARIS 2024 TICKETS ONLY ONE APP TO:



**RETRIEVE**  
YOUR TICKETS



**TRANSFER THEM**  
TO YOUR RECIPIENTS



**SELL THEM**  
ON THE OFFICIAL  
RESALE PLATFORM

**TICKETING FOR THIS EVENT IS 100% DIGITAL.**

It is not possible to print your ticket to access the competition venue.



### THE 4 STEPS TO ACCESS YOUR TICKET AND GET TO THE COMPETITION VENUE

1



Download the  
“Paris 2024 Tickets” app  
on your smartphone.



2



Log in using your  
Paris 2024 details  
used to purchase your  
tickets.

3



Click on one  
of your sessions  
to discover the different  
tickets.

4



Open your tickets  
by clicking on one  
of them. A secure QR  
code will be displayed  
as you approach the  
event and will be  
available offline.

### POCKET-SIZED TICKET FAQ



**What should I do if my internet connection is not available when my ticket is being checked?**

A secure QR code will be displayed on your ticket in the application, as the event approaches, to enable you to access the competition site. Activation of this QR code is automatic and does not require an internet connection. It is essential to log in beforehand with your Paris 2024 login details.



**What should I do if my phone battery runs out during a ticket check?**

It is your responsibility to ensure that your smartphone has sufficient battery power to present your digital ticket on the “Paris 2024 Tickets” application at the competition site access control. We invite you to prepare your visit carefully and to take the necessary precautions.

Ticketing Help Centre



**Hospitality customers:**

download the “Paris 2024 Hospitality” mobile application developed by the official provider On Location.



# TRANSFER AND RESELL TICKETS



## DID YOU BUY TICKETS FOR FRIENDS AND FAMILY? TRANSFER THEM NOW SO THAT THEY CAN ACCESS THE COMPETITION VENUE

1



Select one of your sessions on the homepage.

2



Select the desired ticket and click on **“Transfer”**. Then, follow the various steps.

3



Your recipient needs to download the application, log in and click on the link received. They will then be able to add the ticket to the application.

4



Their ticket has been added to the application! If they can no longer attend the session, they can return it to you at any time via the app.



## CAN'T MAKE IT TO YOUR SESSION? RESELL YOUR TICKET SECURELY

1



Click on **“Resell”** under the ticket concerned or **on the “My ticket list”** page on the “Paris 2024 Tickets” app.

2



Select the ticket you wish to resell from the list that appears. You can also resell several tickets.

3



Double check that you have selected the correct ticket(s). Click on **“Continue”** at the bottom of the page.

4



Your ticket is for sale! If it is sold, you will be notified. If not, you can withdraw it at any time directly from the official resale platform.

If your ticket has been transferred to you by a specific entity or if it is part of hospitality offer, the resale is not possible.

See the full guide to the “Paris 2024 Tickets” App

Your Guide







# GETTING TO THE COMPETITION VENUE

AS THE EIFFEL TOWER STADIUM IS NOT ACCESSIBLE TO MOTORISED VEHICLES, PARIS 2024 RECOMMENDS THAT SPECTATORS USE:



Public transport

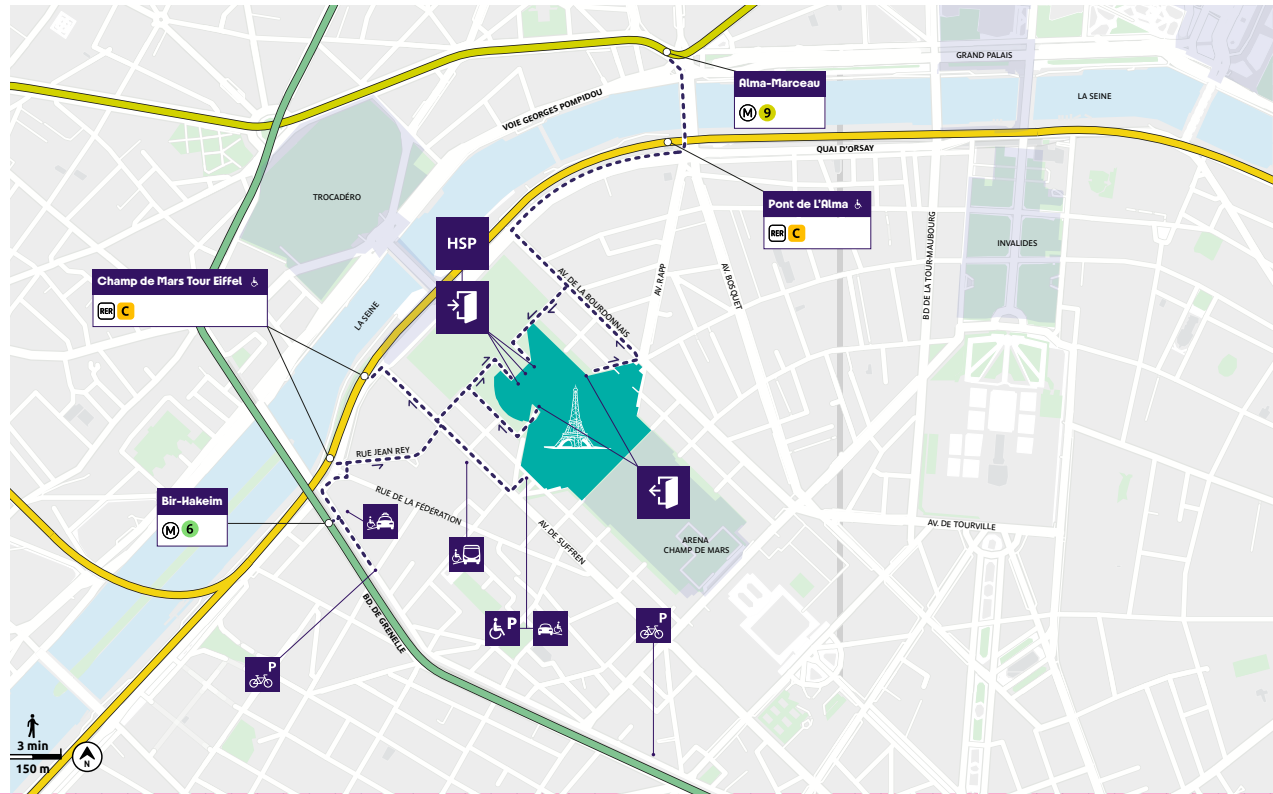


Active mobility modes

P+R

Park-and-ride facilities

- Competition venue
- Nearby competition venues
- Pedestrian pathway
- Spectator entrance/exit
- "In-Venue Hospitality" entrance
- Spectator exit
- Accessible shuttle drop-off zone for people with disabilities
- Drop-off zone for people with disabilities
- Taxi drop-off zone for people with disabilities
- Wheelchair parking
- Bike park facility



## PUBLIC TRANSPORT

### PONT DE L'ALMA



Then 950 m walk to the venue

### CHAMP DE MARS TOUR EIFFEL



Then 600 m walk to the venue

### ALMA-MARCEAU



Then 1,25 km walk to the venue

### BIR-HAKEIM



Then 800 m walk to the venue



### PUBLIC TRANSPORT PARIS 2024

Download the app dedicated to transport to plan your journey and get real-time information on transport conditions.



### NOTRE CONSEIL

Use the to access the competition venue.

Given the simultaneous organisation of various competitions in the Île-de-France region, large numbers of passengers are expected on public transport services. It is strongly recommended to plan sufficient time for your journey on public transport and to arrive on site at least 1h30 before the start of the session. As the venue is outdoors, we recommend bringing suitable clothing and accessories for the weather.



Buy your transport ticket(s) in advance to avoid queuing at the station.

Find out more





## ACTIVE MOBILITY MODES

Two free bicycle parking zones, open from 1h30 before the start of the session to 1h30 after the end, are available to spectators on the day of the event:

→ **Boulevard de Grenelle - near rue Saint-Saëns** - 75 015 Paris

→ **Boulevard de Grenelle - near rue du Laos** - 75 015 Paris

Bicycles helmets, electric batteries and other equipment are prohibited within the competition venue and must be left at the parking zone. Paris 2024 may not be held liable for any theft or damage.



# ACCESSIBILITY

## TRAVEL OPTIONS



### SHUTTLE BUSES FOR WHEELCHAIR SPECTATORS

A dedicated transport service for spectators with a accessible or wheelchair ticket and their accompanying person will be provided to reach each of the competition venues for the Paris 2024 Games from several stations in Paris. This service is only accessible with early booking, possible up to 48 hours before the start of your session.

**Spectators with disabilities are advised to use this service in light of the expected high number of travellers on public transport networks.**

[Find out more](#)



### MOTOR VEHICLE

A drop-off zone for spectators with disabilities and parking spaces for spectators in wheelchair are available at Avenue Joseph Bouvard (75 007 Paris), at the junction with Avenue du Général Tripier (75 007 Paris). **Find all access arrangements on the accessibility page of the Paris 2024 official website.**

[Find out more](#)



### PUBLIC TRANSPORT

**Find the recommended public transport lines and stations for access to each competition venue for people with reduced mobility on the Paris 2024 official website**

[Public transport accessibility](#)



**From the accessible shuttle drop-off zone and from the wheelchair parking, spectators with disabilities will be accompanied to the venue entrance.**

## ON-SITE ARRIVAL



**People with disabilities or with specific needs will be greeted on site by Paris 2024 volunteers.** This service notably includes priority access to the venue, mobility assistance, induction loops and a wheelchair loan service, as well as a dog spending area. Full details of this service can be found at the Information Desk which can be located using the interactive map available on the following page.

P+R

## PARK-AND-RIDE FACILITIES

Motorised vehicles (cars, motorbikes, etc.) are not authorised to park within the vicinity of the competition venue but park and ride facilities are available.

Book your car park close to public transport links to the competition venues.



INDIGO  
SUPPORTEUR OFFICIEL



[Booking](#)



île de France  
mobilités  
PARTENAIRE OFFICIEL



[Booking](#)





# SERVICES AVAILABLE ON SITE




## DISCOVER THE INTERACTIVE MAP OF YOUR VENUE!

THANKS TO THE INTERACTIVE MAP OF YOUR COMPETITION SITE MAKE IT EASY TO GET AROUND THE SITE!

FIND INFORMATION POINTS, FOOD AND BEVERAGE CONCESSIONS, ENTERTAINMENT AREAS AND MUCH MORE!



AVAILABLE ON THE PARIS 2024 OFFICIAL APPLICATION



Interactive map of the competition venue →



### NO LOCKERS ON SITE

Please bring only essential items. Any prohibited items shall be confiscated and will not be returned on exit.



### ATMs

For payments onsite, we accept only Visa card and mobile payments, along with cash.



### SMOKING BAN

Smoking and vaping are prohibited throughout the venue.



### WASTE SORTING

Recycling bins are available at the competition venue.



A selection of products for all tastes can be found at the food and beverage concessions to provide delicious, more local and more plant-based nutrition. This selection is accompanied by a choice of non-alcoholic drinks.



Head to one of the official stores at the venue to pick up your own Paris 2024 Paralympic souvenirs.



Fountains with drinking water are available free of charge at the venue. Remember to bring a metal or plastic bottle, 75 cl maximum, with you (glass is prohibited).



Make the most of the entertainment provided to add to the festive experience, with the sports initiation organised by the International Blind Sports Federation and the French Paralympic Federation and the activities offered by Samsung.

### VOLUNTEERS

Our volunteers (Paris 2024 and host cities) are available to help from start to finish. We're counting on you to make sure their contribution is recognised.



### MEDICAL ASSISTANCE

If you require assistance, look for a medical station or a person wearing a red bib. Automated External Defibrillators (AEDs) are installed at the venue and are freely accessible.





# SPECTATOR CHECK-LIST

PLAN YOUR ARRIVAL

ON THE DAY

ONCE THE SESSION IS FINISHED

## THERE ARE NO LOCKERS ON SITE.

Make sure to take the bare minimum to make the access control process as smooth as possible.

Prohibited items will be confiscated and not returned on exit.

In addition to the standard safety checks, a systematic check of liquids is planned.

## PROHIBITED ITEMS



Luggage, Bags > 25 L



Motorbike and Bicycle Helmets



Alcoholic Beverages



Weapons or objects that can be misused as a weapon



Explosives, Flammable Substances



Tools



Glass, Cans and Bottles > 75cl



Rigid Poles



Golf, Stick Umbrellas



Illegal Substances



Wireless Routers, Drones



Means of personal locomotion and batteries



Camcorders and Professional Cameras



Camera Lenses > 20cm



Animals



Objects Producing Excessive Noise



Political, Religious, Vulgar, Commercial Messaging



Laser Pointers



Flags > 1x2m and flags of countries and territories not participating in the Games – flags (current and historical) of, and other items that may be associated with, countries whose athletes are allowed to participate exclusively as individual neutral athletes

## AUTHORIZED ITEMS



Walking sticks



Metal or plastic water bottles up to 75 cl (glass prohibited)



Bags up to 25 liters and 50H x 30 W x 20D (cm)



Foldable small umbrellas



Pushchair



Personal mobility devices for people with disabilities



Portable oxygen bottles for medical use



Guide and service dogs



Cameras with lenses shorter than 20 cm



Food in reasonable quantities and baby food



Sun cream in the form of sprays and misters



External battery for mobile phones



Flags of the countries and territories participating in the Games, without rigid poles. Flags must not exceed 1x2 metres in size

## PLAN YOUR ARRIVAL

## ON THE DAY

## ONCE THE SESSION IS FINISHED



### DOWNLOAD THE PARIS 2024 OFFICIAL APP

The must-have tool for the full Paris 2024 experience:

- **Key information** to plan your arrival
- **Real-time notifications** for your session
- **Dedicated features** on site
- and much more...



Download the app →



### PREPARE YOUR ON-SITE PAYMENTS WITH VISA

Paris 2024 proudly accepts only Visa for card and mobile payments, along with cash, at Paralympic and Paralympic venues to pay for food, beverages and official licensed products.

For spectators arriving without a Visa product, visit a Visa Prepaid Card Kiosk location or download the Visa Go app to add money to a virtual Visa Prepaid Card\*



And to get even more out of the experience, **log in to your ticketing account.**



\*Terms and conditions apply

### TIP FOR INTERNATIONAL SPECTATORS

I stay connected, I film, I comment, I share with my friends stayed at home! Our top tip: I buy my SIM card or my Orange Holiday eSIM before I leave and benefit from a 10% discount with Orange.

Buy my eSIM →

## PLAN YOUR ARRIVAL

## ON THE DAY

## ONCE THE SESSION IS FINISHED



**Check that your phone is charged and that you've downloaded the necessary apps:**

- "Paris 2024 Tickets" app
- Paris 2024 Official app
- "Public Transport Paris 2024" app



**Check the weather forecast and plan accordingly** (wide-rimmed hat, sun cream, sun glasses, foldable small umbrella, water bottle, etc.). For more information on prevention measures, see [here](#).



**Use public transport or active mobility modes. Make sure you have a valid transport ticket for the outward and return journey** and check traffic conditions.

Buy your ticket →



**Plan to arrive at least 1h30** before the start of the session to make sure you have plenty of time to access the venue. **Any exit from the venue is final.**



**In case of lost items**, go to the Information Point or the **dedicated page**. The page is due to go online at the start of the Games.



**Victim of or witness to violence?** Find your nearest security agent or a person wearing a red bib.



Visuel non contractuel

ALL OF THE FESTIVE EVENTS ACROSS FRANCE CAN BE FOUND ON THE GAMES MAP ACCESSIBLE VIA THE PARIS 2024 OFFICIAL APP.

Game map →

## PARK OF NATIONS & CLUB FRANCE (PARC DE LA VILLETTE)

Come and soak up the multicultural and festive atmosphere of the Paris 2024 Games and join in the enthusiasm of supporters from around the world.



### THE CLUB 2024 ZONES (ACROSS FRANCE)

Freely accessible celebration venues to share the experience of the competitions at the heart of Paris.

### THE CULTURAL OLYMPIAD (ACROSS FRANCE)

Cultural events held near the sporting events.



And that's everything you need to be ready on the big day! We can't wait to share with you this unforgettable experience together at the Paris 2024 Games!


Have a question?  
Get in touch with the general public Paris 2024 help centre.

Help center →





# PARIS 2024 GAMES OFFICIAL TICKETING



## EXTEND YOUR PARIS 2024 ADVENTURE FROM €15!

THERE ARE STILL TICKETS AVAILABLE TO EXPERIENCE  
THE PARALYMPIC GAMES! FOR EVEN MORE GAMES, EVEN MORE  
SPORT, EVEN MORE RECORDS, EVEN MORE EMOTIONS, GO TO:

[tickets.paris2024.org](https://tickets.paris2024.org) →

### (RE)DISCOVER THE PARALYMPIC GAMES TICKETING OFFERS

#### DISCOVERY PASS

Come and discover several  
Para Sports on the same  
day!


#### FAMILY OFFER

For 2 standard tickets purchased,  
up to 2 children's tickets  
at €10 each.

#### THE FAN CORNERS

Watch the events in the festive  
zones dedicated to fans  
with EDF, sponsor of the Fan  
Corners.

[Click here to find tickets](#) →





# Paris 2024 thanks its Partners for their dedication.

## Worldwide Partners



## Premium Partners



## Official Partners



## Official Supporters

Abatable	ABEO	Air Liquide	Airweave	Aquatique Show	Arena	CRYSTAL
Doublet Wasserman	DXC Technology	Egis	Enedis	ES Global	Eviden	Fitness Park
Fnac Darty	Garden Gourmet	Gerflor	Groupe RATP	Highfield	Hype	INDIGO
La Poste	Loxam	Lyreco	Miko	Mondo	MTD	Myrtha Pools
OnePlan	Ottobock	Randstad	Rapiscan Systems	Re-uz	RGS Events	Saint-Gobain
Optic 2000	SCC	Schneider Electric	SEDIF	SLX	SNCF	Sodexo Live!
Technogym	Terrailon	Thermo Fisher Scientific	Tourtel Twist	VINCI	Viparis	Westfield





[www.paris2024.org](http://www.paris2024.org)

 Paris2024  Paris2024  Paris 2024  paris2024  Paris 2024  paris2024officiel