


# OFFICIAL SPECTATOR GUIDE

# CANOE SLALOM



© Paul Gilham/Getty Images



**VAIRES-SUR-MARNE  
NAUTICAL STADIUM**

DUVRONS GRAND  
AND LES JEUX OUL  
N GAMES WIDE O  
WIDE OPEN GAM  
DUVRONS GRAND  
AND LES JEUX OUL  
N GAMES WIDE O  
WIDE OPEN GAM  
DUVRONS GRAND  
AND LES JEUX OUL  
N GAMES WIDE O

Accessible version





# EXPERIENCE THE EXCEPTIONAL!



## WELCOME TO THE PARIS 2024 OLYMPIC GAMES!

It's almost time to share the emotion of the Games first-hand from the stands, alongside your friends and family: a once-in-a-lifetime experience.

Get ready for exhilarating performances from the world's greatest athletes and discover exceptional competition venues at the heart of France's cultural and sporting heritage.

**This guide contains all the important information you need to get the most out of your Paris 2024 Olympic experience.** And to make it even more memorable, we've added some handy tips.

On your marks, get set... go!

## INSIDE YOUR GUIDE...



**Canoe Slalom: key information**



**Retrieve your tickets**



**Getting to the competition venue**



**Services available on site**



**Spectator checklist**



The information contained within this guide (hereinafter the "Guide") is provided for educational or information purposes only. It should under no circumstances be considered as contractually binding between Paris 2024 and users of the Guide. Paris 2024 is thereby free to amend and/or update any elements, information, maps and times contained in this guide without prior notice. Paris 2024 may notify all users of these changes where necessary and insofar as possible.



# CANOE SLALOM: KEY INFORMATION



## THE EVENT IN A NUTSHELL

The canoe slalom races generally take place on an artificial white-water course. The slalom event is an individual time trial that consists of navigating through a course of 20 to 25 gates in the fastest time possible.

The new kayak cross event consists of a head-to-head race between 4 athletes navigating an 8-gate course.

## PARIS 2024: KEY FIGURES

**82** athletes,  
including 41 men  
and 41 women

**6**  
gold medals  
awarded

## SPECTATOR CODE OF CONDUCT

- ✓ Applaud and encourage the athletes all the way to the finish line.
- ✓ In the free circulation areas of the site, I respect the spaces reserved for people with disabilities.
- ✓ I am respectful of the venue and the environment. I use the designated paths and throw any litter in the waste containers provided.
- ✓ I behave in a civil and exemplary manner. Violence, racist, discriminatory, sexist, anti-LGBT+, and offensive remarks or behaviour have no place at the Games.

## SESSION SCHEDULE



From **Saturday 27<sup>th</sup> July**  
to **Monday 5<sup>th</sup> August**



**9 sessions**  
5 with medals



Find the full schedule and results  
on the Official Application Paris 2024!

Download the app →

**RULES, FUN FACTS, QUIZ... BECOME UNBEATABLE AT CANOE SLALOM**  
AND OTHER OLYMPIC AND PARALYMPIC DISCIPLINES THANKS TO THE "COACH SPORT"

Coach Sport →

Also available on the Paris 2024  
Official Application



## VAIRES-SUR-MARNE NAUTICAL STADIUM

*White-water stadium*

Spectators:  
**11 200**

Inauguration:  
**June 2019**

**One of the three  
venues in the world**  
capable of hosting the  
Olympic and Paralympic  
canoe and rowing events.

## A BIT OF HISTORY

The canoe slalom event became a permanent Olympic fixture in Barcelona in 1992, after making its debut at the Olympic Games Munich 1972.

Paris 2024 will see the Olympic debut of kayak cross. The most decorated nations since 1992 are Slovakia, France and Germany.



**Get kitted out**  
at the Paris 2024 official e-store!

Go →



# RETRIEVE YOUR TICKETS



## PARIS 2024 TICKETS ONLY ONE APP TO:



**RETRIEVE**  
YOUR TICKETS



**TRANSFER THEM**  
TO YOUR RECIPIENTS



**SELL THEM**  
ON THE OFFICIAL  
RESALE PLATFORM

**TICKETING FOR THIS EVENT IS 100% DIGITAL.**

It is not possible to print your ticket to access the competition venue.



### THE 4 STEPS TO ACCESS YOUR TICKET AND GET TO THE COMPETITION VENUE

**1**



Download the  
“Paris 2024 Tickets” app  
on your smartphone.



**2**



Log in using your  
Paris 2024 details  
used to purchase  
your tickets.

**3**



Click on one  
of your sessions  
to discover the  
different tickets.

**4**



Open your tickets  
by clicking on one  
of them. A secure QR  
code will be displayed  
as you approach the  
event and will be  
available offline.



### POCKET-SIZED TICKET FAQ



**What should I do if my internet connection is not available when my ticket is being checked?**

A secure QR code will be displayed on your ticket in the application, as the event approaches, to enable you to access the competition site. Activation of this QR code is automatic and does not require an internet connection. It is essential to log in beforehand with your Paris 2024 login details.



**What should I do if my phone battery runs out during a ticket check?**

It is your responsibility to ensure that your smartphone has sufficient battery power to present your digital ticket on the “Paris 2024 Tickets” application at the competition site access control. We invite you to prepare your visit carefully and to take the necessary precautions.

Ticketing Help Centre



**Hospitality customers:**

download the “Paris 2024 Hospitality” mobile application developed by the official provider On Location.



# TRANSFER AND RESELL TICKETS



## DID YOU BUY TICKETS FOR FRIENDS AND FAMILY? TRANSFER THEM NOW SO THAT THEY CAN ACCESS THE COMPETITION VENUE

1



Select one of your sessions on the homepage.

2



Select the desired ticket and click on “Transfer”. Then, follow the various steps.

3



Your recipient needs to download the application, log in and click on the link received. They will then be able to add the ticket to the application.

4



Their ticket has been added to the application! If they can no longer attend the session, they can return it to you at any time via the app.



## CAN'T MAKE IT TO YOUR SESSION? RESELL YOUR TICKET SECURELY

1



Click on “Resell” under the ticket concerned or on the “My ticket list” page on the “Paris 2024 Tickets” app.

2



Select the ticket you wish to resell from the list that appears. You can also resell several tickets.

3



Double check that you have selected the correct ticket(s). Click on “Continue” at the bottom of the page.

4



Your ticket is for sale! If it is sold, you will be notified. If not, you can withdraw it at any time directly from the official resale platform.

If your ticket has been transferred to you by a specific entity or if it is part of hospitality offer, the resale is not possible.

See the full guide to the “Paris 2024 Tickets” App

Your Guide





# GETTING TO THE COMPETITION VENUE

AS VAIRES-SUR-MARNE NAUTICAL STADIUM IS NOT ACCESSIBLE TO MOTORISED VEHICLES, PARIS 2024 RECOMMENDS THAT SPECTATORS USE:



Public transport



Active mobility modes

P+R

Park-and-ride facilities

- Competition venue
- Pedestrian pathway
- Cycle path
- Paris 2024 bus
- Spectator entrance/exit
- Accessible shuttle drop-off zone for people with disabilities
- Drop-off zone for people with disabilities
- Taxi drop-off zone for people with disabilities
- Wheelchair parking
- Paris 2024 bus drop-off zone
- Bike park facility



## PUBLIC TRANSPORT

### BUSSY SAINT-GEORGES



(From Paris toward Marne-la-Vallée-Chessy)

Then a **free shuttle bus** reserved for spectators and 550 m walk to the venue

### VAIRES TORCY



(From Paris toward Meaux)

Then 1,3 km walk to the venue




### PUBLIC TRANSPORT PARIS 2024

Download the app dedicated to transport to plan your journey and get real-time information on transport conditions.



Buy your transport ticket(s) in advance to avoid queuing at the station.

Find out more →



### OUR ADVICE

It is strongly recommended to plan sufficient time for your journey on public transport and to arrive on site at least 1h30 before the start of the session. As this is an outdoor venue, it is advisable to bring clothing and accessories suited to the weather conditions.



Please note that walking distances can be considerable: comfortable shoes are recommended.



## ACTIVE MOBILITY MODES

Two free bicycle parking zones, open from 1h30 before the start of the session to 1h30 after the end, are available to spectators on the day of the event:

- **Quai du Port** - 77 360 Vaires-sur-Marne
- **Centre équestre de Vaires-Torcy** - 77 200 Torcy

Bicycles helmets, electric batteries and other equipment are prohibited within the competition venue and must be left at the parking zone. Paris 2024 may not be held liable for any theft or damage.

## P+R PARK-AND-RIDE FACILITIES

Motorised vehicles (cars, motorbikes, etc.) are not authorised to park within the vicinity of the competition venue but park and ride facilities are available.

Book your car park close to public transport links to the competition venues.



**INDIGO**  
SUPPORTEUR OFFICIEL



Booking →



**îledeFrance**  
mobilités  
PARTENAIRE OFFICIEL



Find out more →



# ACCESSIBILITY

## TRAVEL OPTIONS



### SHUTTLE BUSES FOR WHEELCHAIR SPECTATORS

A dedicated transport service for spectators with a accessible or wheelchair ticket and their accompanying person will be provided to reach each of the competition venues for the Paris 2024 Games from several stations in Paris. This service is only accessible with early booking, possible up to 48 hours before the start of your session.

**Spectators with disabilities are advised to use this service in light of the expected high number of travellers on public transport networks.**

Find out more →



### MOTOR VEHICLE

A drop-off zone for spectators with disabilities and parking spaces for spectators in wheelchair are available at Roger Sauvage Stadium (77 360 Vaires-sur-Marne).

**Find all access arrangements on the accessibility page of the Paris 2024 official website.**

Find out more →



### PUBLIC TRANSPORT

Paris 2024 buses between stations and competition venues are accessible to spectators in wheelchairs and their accompanying persons.

**Find the recommended public transport lines and stations for people with disabilities on the Paris 2024 official website.**

Public transport accessibility →

**From the accessible shuttle drop-off zone and from the wheelchair parking, spectators with disabilities will be accompanied to the venue entrance.**

## ON-SITE ARRIVAL



**People with disabilities or with specific needs will be greeted on site by Paris 2024 volunteers.** This service notably includes priority access to the venue, mobility assistance, the provision of hearing assistance, as well as a dog-friendly area. Full details of this service can be found at the Information Desk which can be located using the interactive map available on the following page.



# SERVICES AVAILABLE ON SITE



## DISCOVER THE INTERACTIVE MAP OF YOUR VENUE!

THANKS TO THE INTERACTIVE MAP OF YOUR COMPETITION SITE MAKE IT EASY TO GET AROUND THE SITE!

FIND INFORMATION POINTS, FOOD AND BEVERAGE CONCESSIONS, ENTERTAINMENT AREAS AND MUCH MORE!



AVAILABLE ON THE PARIS 2024 OFFICIAL APPLICATION



Interactive map of the competition venue →



### NO LOCKERS ON SITE

Please bring only essential items. Any prohibited items shall be confiscated and will not be returned on exit.



### ATMs

For payments onsite, we accept only Visa card and mobile payments, along with cash.



### SMOKING BAN

Smoking and vaping are prohibited throughout the venue.



### WASTE SORTING

Recycling bins are available at the competition venue.



A selection of products for all tastes can be found at the food and beverage concessions to provide delicious, more local and more plant-based nutrition. This selection is accompanied by a choice of non-alcoholic drinks.



Head to one of the official stores at the venue to pick up your own Paris 2024 Olympic souvenirs.



Fountains with drinking water are available free of charge at the venue. Remember to bring a metal or plastic bottle, 75 cl maximum, with you (glass is prohibited).



Has your phone battery run out of power on site? Go to the smartphone charging station by Samsung.

### VOLUNTEERS

Our volunteers (Paris 2024 and host cities) are available to help from start to finish. We're counting on you to make sure their contribution is recognised.



### MEDICAL ASSISTANCE

If you require assistance, look for a medical station or a person wearing a red bib. Automated External Defibrillators (AEDs) are installed at the venue and are freely accessible.





# SPECTATOR CHECK-LIST

PLAN YOUR ARRIVAL

ON THE DAY

ONCE THE SESSION IS FINISHED

## THERE ARE NO LOCKERS ON SITE.

Make sure to take the bare minimum to make the access control process as smooth as possible.

Prohibited items will be confiscated and not returned on exit.

In addition to the standard safety checks, a systematic check of liquids is planned.

## PROHIBITED ITEMS



Luggage, Bags > 25 L



Motorbike and Bicycle Helmets



Alcoholic Beverages



Weapons or objects that can be misused as a weapon



Explosives, Flammable Substances



Tools



Glass, Cans and Bottles > 75cl



Rigid Poles



Golf, Stick Umbrellas



Illegal Substances



Wireless Routers, Drones



Means of personal locomotion and batteries



Camcorders and Professional Cameras



Camera Lenses > 20cm



Animals



Objects Producing Excessive Noise



Political, Religious, Vulgar, Commercial Messaging



Laser Pointers



Flags > 1x2m and flags of countries and territories not participating in the Games – flags (current and historical) of, and other items that may be associated with, countries whose athletes are allowed to participate exclusively as individual neutral athletes

## AUTHORIZED ITEMS



Walking sticks



Metal or plastic water bottles up to 75 cl (glass prohibited)



Bags up to 25 liters and 50H x 30 W x 20D (cm)



Foldable small umbrellas



Pushchair



Personal mobility devices for people with disabilities



Portable oxygen bottles for medical use



Guide and service dogs



Cameras with lenses shorter than 20 cm



Food in reasonable quantities and baby food



Sun cream in the form of sprays and misters



External battery for mobile phones



Flags of the countries and territories participating in the Games, without rigid poles. Flags must not exceed 1x2 metres in size



**DOWNLOAD THE PARIS 2024 OFFICIAL APP**

The must-have tool for the full Paris 2024 experience:

- **Key information** to plan your arrival
- **Real-time notifications** for your session
- **Dedicated features** on site
- and much more...



Download the app →



And to get even more out of the experience, **log in to your ticketing account.**



**PREPARE YOUR ON-SITE PAYMENTS WITH VISA**

Paris 2024 proudly accepts only Visa for card and mobile payments, along with cash, at Olympic and Paralympic venues to pay for food, beverages and official licensed products.

For spectators arriving without a Visa product, visit a Visa Prepaid Card Kiosk location or download the Visa Go app to add money to a virtual Visa Prepaid Card\*



\*Terms and conditions apply

**TIP FOR INTERNATIONAL SPECTATORS**

I stay connected, I film, I comment, I share with my friends stayed at home! Our top tip: I buy my SIM card or my Orange Holiday eSIM before I leave and benefit from a 10% discount with Orange.

Buy my eSIM →



**Check that your phone is charged and that you've downloaded the necessary apps:**

- “Paris 2024 Tickets” app
- Paris 2024 Official app
- “Public Transport Paris 2024” app



**Check the weather forecast and plan accordingly** (wide-rimmed hat, sun cream, sun glasses, foldable small umbrella, water bottle, etc.).

For more information on prevention measures, see [here](#).



**Use public transport or active mobility modes. Make sure you have a valid transport ticket for the outward and return journey and check traffic conditions.**

Buy your ticket →



**Plan to arrive at least 1h30** before the start of the session to make sure you have plenty of time to access the venue. **Any exit from the venue is final.**



**In case of lost items,** go to the Information Point or the **dedicated page**. The page is due to go online at the start of the Games.



**Victim of or witness to violence?** Find your nearest security agent or a person wearing a red bib.

Visuel non contractuel



**ALL OF THE FESTIVE EVENTS ACROSS FRANCE CAN BE FOUND ON THE GAMES MAP ACCESSIBLE VIA THE PARIS 2024 OFFICIAL APP.**



**PARK OF NATIONS  
(PARC DE LA VILLETTE)**

Come and soak up the multicultural and festive atmosphere of the Paris 2024 Games and join in the enthusiasm of supporters from around the world. Combining sport and culture in one, Club France and the Hospitality Houses of the National Olympic and Paralympic Committees invite you to celebrate the Games together.



© Paris 2024 / Florian Hölter



**CHAMPIONS PARK  
(TROCADÉRO)**

For the first time in the history of the Games, the public will be invited each day to celebrate the previous day's medal winners at Trocadéro, an exceptional venue at the foot of the Eiffel Tower. The programme will include athlete parades and screenings of the day's major finals. Free and open to all, this venue is the go-to destination to follow the memorable moments of the Games.

**THE CLUB 2024 ZONES  
(ACROSS FRANCE)**

A freely accessible celebration venue to share the experience of the competitions at the heart of Chelles.

**THE CULTURAL OLYMPIAD  
(ACROSS FRANCE)**

Cultural events held near the sporting events.



**And that's everything you need to be ready on the big day!** We can't wait to share with you this unforgettable experience together at the Paris 2024 Games!


**Have a question?**

Get in touch with the general public Paris 2024 help centre.





# PARIS 2024 GAMES OFFICIAL TICKETING



## EXTEND YOUR PARIS 2024 ADVENTURE!

NEW TICKETS GO ON SALE EVERY DAY FOR  
THE OLYMPIC GAMES. IT'S NOW OR NEVER!

[Click here to find tickets](#)



The Paralympic Games begins on August 28. Now is the time to make the most of it as a family, with tickets starting at €15 and a family offer to discover.

[Find out more](#)



## SEE YOU SOON FOR THIS EXTRAORDINARY ADVENTURE!

[tickets.paris2024.org](https://tickets.paris2024.org)





# Paris 2024 thanks its Partners for their dedication.

## Worldwide Partners



## Premium Partners



## Official Partners



## Official Supporters

Abatable	ABEO	Air Liquide	Airweave	Aquatique Show	Arena	CRYSTAL	
Doublet Wasserman	DXC Technology	Egis	Enedis	ES Global	Eviden	Fitness Park	
Fnac Darty	Garden Gourmet	Gerflor	Groupe RATP	Highfield	Hype	INDIGO	
La Poste	Loxam	Lyreco	Miko	Mondo	MTD	Myrtha Pools	OnePlan
Optic 2000	Ottobock	Randstad	Rapiscan Systems	Re-uz	RGS Events	Saint-Gobain	
Salesforce	SCC	Schneider Electric	SEDIF	SLX	SNCF	Sodexo Live!	Technogym
Terraillon	Thermo Fisher Scientific	Tourtel Twist	VINCI	Viparis	Westfield		



[www.paris2024.org](http://www.paris2024.org)

 Paris2024  Paris2024  Paris 2024  paris2024  Paris 2024  paris2024officiel